

HNRNPA1 Polyclonal Antibody

Catalog No. E-AB-61744

Note: Centrifuge before opening to ensure complete recovery of vial contents.

Description

Reactivity	Human, Mouse, Rat
Immunogen	Recombinant fusion protein of human HNRNPA1 (NP_112420.1).
Host	Rabbit
Isotype	IgG
Purification	Affinity purification
Conjugation	Unconjugated
Buffer	PBS with 0.02% sodium azide, 50% glycerol, pH7.3.

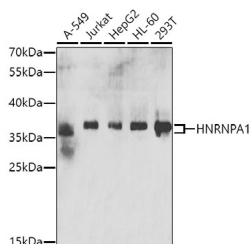
Applications Recommended Dilution

WB 1:500-1:2000 IHC

1:50-1:200 IF

1:50-1:200

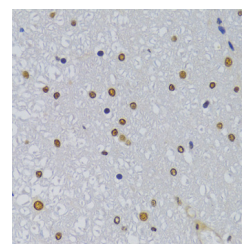
Data



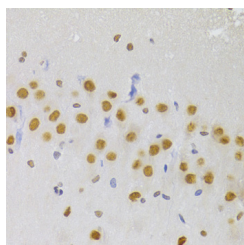
Western blot analysis of extracts of various cell lines using HNRNPA1 Polyclonal Antibody at dilution of 1:200.

Observed Mw:39kDa

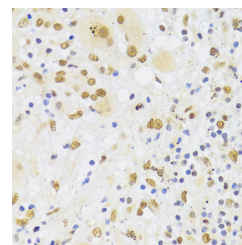
Calculated Mw:29kDa/34kDa/38kDa



Immunohistochemistry of paraffin-embedded Rat spinal cord using HNRNPA1 Polyclonal Antibody at dilution of 1:100 (40x lens).

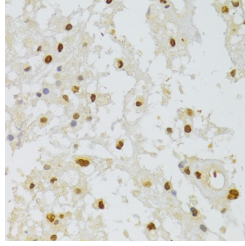


Immunohistochemistry of paraffin-embedded Rat brain using HNRNPA1 Polyclonal Antibody at dilution of 1:100 (40x lens).

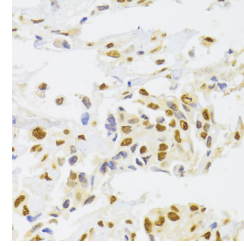


Immunohistochemistry of paraffin-embedded Human liver cancer using HNRNPA1 Polyclonal Antibody at dilution of 1:100 (40x lens).

For Research Use Only



Immunohistochemistry of paraffin-embedded Human brain astrocytoma using HNRNPA1 Polyclonal Antibody at dilution of 1:100 (40x lens).



Immunohistochemistry of paraffin-embedded Human breast cancer using HNRNPA1 Polyclonal Antibody at dilution of 1:100 (40x lens).

Preparation & Storage

Storage Store at -20°C. Avoid freeze / thaw cycles.

Background

This gene encodes a member of a family of ubiquitously expressed heterogeneous nuclear ribonucleoproteins (hnRNPs), which are RNA-binding proteins that associate with pre-mRNAs in the nucleus and influence pre-mRNA processing, as well as other aspects of mRNA metabolism and transport. The protein encoded by this gene is one of the most abundant core proteins of hnRNP complexes and plays a key role in the regulation of alternative splicing. Mutations in this gene have been observed in individuals with amyotrophic lateral sclerosis 20. Multiple alternatively spliced transcript variants have been found. There are numerous pseudogenes of this gene distributed throughout the genome.