

ANKRD52 Polyclonal Antibody

Catalog No. E-AB-62590

Note: Centrifuge before opening to ensure complete recovery of vial contents.

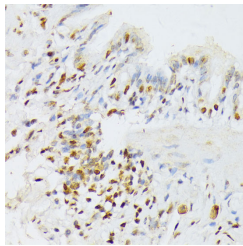
Description

Reactivity	Human, Mouse, Rat
Immunogen	Recombinant fusion protein of human ANKRD52 (NP_775866.2).
Host	Rabbit
Isotype	IgG
Purification	Affinity purification
Conjugation	Unconjugated
Buffer	PBS with 0.02% sodium azide, 50% glycerol, pH7.3.

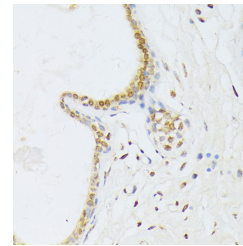
Applications Recommended Dilution

IHC	1:50-1:100
------------	------------

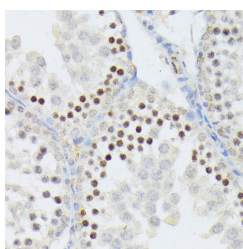
Data



Immunohistochemistry of paraffin-embedded Rat lung using ANKRD52 Polyclonal Antibody at dilution of 1:100 (40x lens).



Immunohistochemistry of paraffin-embedded Human breast cancer using ANKRD52 Polyclonal Antibody at dilution of 1:100 (40x lens).



Immunohistochemistry of paraffin-embedded Mouse testis using ANKRD52 Polyclonal Antibody at dilution of 1:100 (40x lens).

Preparation & Storage

Storage Store at -20°C. Avoid freeze / thaw cycles.

Background

ANKRD52 (Ankyrin Repeat Domain 52) is a Protein Coding gene. An important paralog of this gene is ANKRD28.

For Research Use Only