

HSPA5 Polyclonal Antibody

Catalog Number:E-AB-70042



Note: Centrifuge before opening to ensure complete recovery of vial contents.

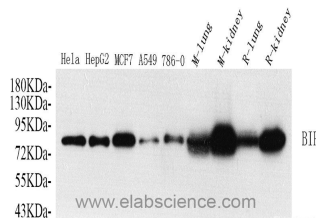
Description

Reactivity	Human,Mouse,Rat
Immunogen	Recombinant protein corresponding to Mouse GRP78
Host	Rabbit
Isotype	IgG
Purification	Affinity purification
Conjugation	Unconjugated
Formulation	PBS with 0.02% sodium azide, 1% protective protein and 50% glycerol, pH7.4

Applications Recommended Dilution

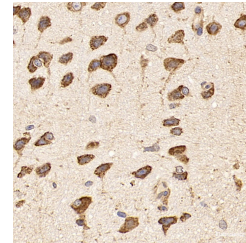
WB	1:500-1:2000
IHC	1:500-1:2000

Data

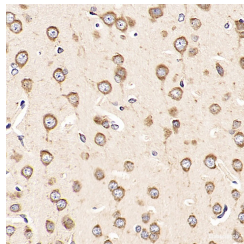


Western Blot analysis of various samples using HSPA5 Polyclonal Antibody at dilution of 1:1000.

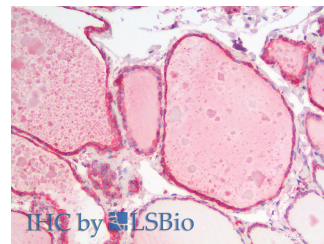
Observed Mw:78kDa
Calculated Mw:78kDa



Immunohistochemistry analysis of paraffin-embedded mouse brain using HSPA5 Polyclonal Antibody at dilution of 1:1000.



Immunohistochemistry analysis of paraffin-embedded rat brain using HSPA5 Polyclonal Antibody at dilution of 1:1000.



Immunohistochemistry analysis of paraffin-embedded Human Thyroid using HSPA5 Polyclonal Antibody(Elabscience® Product Detected by Lifespan).

Preparation & Storage

Storage Store at -20°C. Avoid freeze / thaw cycles.

Background

The protein encoded by this gene is a member of the heat shock protein 70 (HSP70) family. It is localized in the lumen of the endoplasmic reticulum (ER), and is involved in the folding and assembly of proteins in the ER. As this protein

For Research Use Only

A Reliable Research Partner in Life Science and Medicine

Toll-free: 1-888-852-8623

Web: www.elabscience.com

Tel: 1-832-243-6086

Email: techsupport@elabscience.com

Fax: 1-832-243-6017

HSPA5 Polyclonal Antibody

Catalog Number:E-AB-70042



interacts with many ER proteins, it may play a key role in monitoring protein transport through the cell.

For Research Use Only

A Reliable Research Partner in Life Science and Medicine

Toll-free: 1-888-852-8623

Tel: 1-832-243-6086

Fax: 1-832-243-6017

Web: www.elabscience.com

Email: techsupport@elabscience.com