PTEN Polyclonal Antibody

Catalog No. E-AB-70070

Note: Centrifuge before opening to ensure complete recovery of vial contents.

Description

Reactivity	Human,Mouse
Immunogen	KLH conjugated Synthetic peptide corresponding to Mouse PTEN
Host	Rabbit
Isotype	IgG
Purification	Affinity purification
Conjugation	Unconjugated
Buffer	PBS with 0.02% sodium azide, 1% protective protein and 50% glycerol, pH7.4

Applications	Recommended Dilution
IHC	1:100-1:500

Data

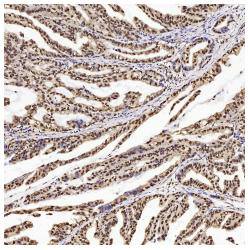

Immunohistochemistry analysis of paraffin-embedded human stomach using PTEN Polyclonal Antibody at dilution of 1:200.

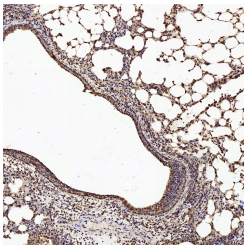

Immunohistochemistry analysis of paraffin-embedded mouse lung using PTEN Polyclonal Antibody at dilution of 1:200.

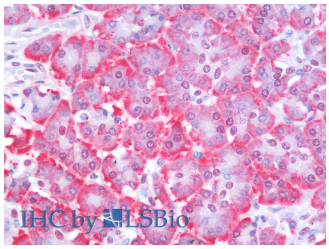

Immunohistochemistry analysis of paraffin-embedded Human Pancreas using PTEN Polyclonal Antibody(Elabscience® Product Detected by Lifespan).

Preparation & Storage

Storage Store at -20℃. Avoid freeze / thaw cycles.

Background

Toll-free: 1-888-852-8623 Tel: 1-832-243-6086 Fax: 1-832-243-6017
Web: www.elabscience.com Email: techsupport@elabscience.com

PTEN (also designated MMAC1),products of tumor suppressor genes,are found deleted in most human gliomas. The PTEN genes are also mutated in many other tumors,such as brain,breast,kidney and prostate cancers. PTEN is a protein tyrosine phosphatase that may terminate the signaling transduction pathways mediated by PI 3-kinase/Akt. PTEN has an apparent molecular weight of 55 kDa and it is located in the cytosol.

Toll-free: 1-888-852-8623 Tel: 1-832-243-6086 Fax: 1-832-243-6017
Web: www.elabscience.com Email: techsupport@elabscience.com