

# FOXO1 Polyclonal Antibody

Catalog Number:E-AB-70144



**Note:** Centrifuge before opening to ensure complete recovery of vial contents.

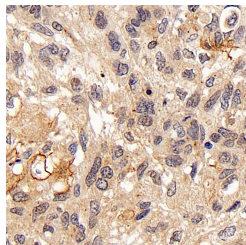
## Description

<b>Reactivity</b>	Human,Mouse,Rat
<b>Immunogen</b>	Recombinant protein corresponding to Mouse FOXO1
<b>Host</b>	Rabbit
<b>Isotype</b>	IgG
<b>Purification</b>	Affinity purification
<b>Conjugation</b>	Unconjugated
<b>Formulation</b>	PBS with 0.02% sodium azide, 1% protective protein and 50% glycerol, pH7.4

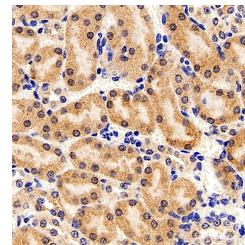
## Applications Recommended Dilution

<b>IHC</b>	1:300-1:1000
------------	--------------

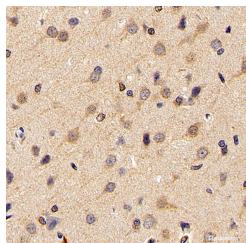
## Data



Immunohistochemistry analysis of paraffin-embedded human lung cancer using FOXO1 Polyclonal Antibody at dilution of 1:300.



Immunohistochemistry analysis of paraffin-embedded mouse kidney using FOXO1 Polyclonal Antibody at dilution of 1:300.



Immunohistochemistry analysis of paraffin-embedded rat brain using FOXO1 Polyclonal Antibody at dilution of 1:300.

## Preparation & Storage

**Storage** Store at -20°C. Avoid freeze / thaw cycles.

## Background

FOXO1, also named as FOXO1A, FKHR and FKH1, is a member of the FOXO subfamily of Forkhead transcription factors. FOXO1 is a transcription factor which acts as a regulator of cell responses to oxidative stress. FOXO1 interacts with LRPPRC and SIRT1. In the presence of KIRT1, FOXO1 mediates down-regulation of cyclin D1 and up-regulation of CDKN1B levels which are required for cell transition from proliferative growth to quiescence. FOXO1 contains three predicted protein kinase B phosphorylation sites (Thr-24, Ser-256, and Ser-319) that are conserved in other FOXO

## For Research Use Only

A Reliable Research Partner in Life Science and Medicine

Toll-free: 1-888-852-8623

Web: [www.elabscience.com](http://www.elabscience.com)

Tel: 1-832-243-6086

Email: [techsupport@elabscience.com](mailto:techsupport@elabscience.com)

Fax: 1-832-243-6017

# FOXO1 Polyclonal Antibody

Catalog Number:E-AB-70144



proteins. The t(2;13) and the variant t(1;13) translocations generate PAX3/FKHR and PAX7/FKHR fusion proteins respectively. The resulting protein is a transcriptional activator. Defects in FOXO1 are a cause of rhabdomyosarcoma type 2 (RMS2).

---

## For Research Use Only

A Reliable Research Partner in Life Science and Medicine

Toll-free: 1-888-852-8623

Tel: 1-832-243-6086

Fax: 1-832-243-6017

Web: [www.elabscience.com](http://www.elabscience.com)

Email: [techsupport@elabscience.com](mailto:techsupport@elabscience.com)