

# JNK1/2/3 Polyclonal Antibody

Catalog Number:E-AB-70345

**Note:** Centrifuge before opening to ensure complete recovery of vial contents.

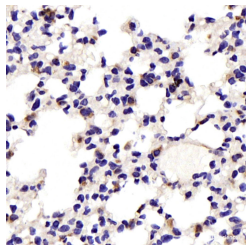
## Description

<b>Reactivity</b>	Mouse,Rat
<b>Immunogen</b>	KLH conjugated Synthetic peptide corresponding to human JNK1
<b>Host</b>	Rabbit
<b>Isotype</b>	IgG
<b>Purification</b>	Affinity purification
<b>Conjugation</b>	Unconjugated
<b>Formulation</b>	PBS with 0.02% sodium azide, 1% protective protein and 50% glycerol, pH7.4

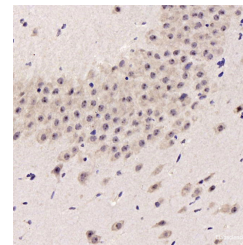
## Applications Recommended Dilution

<b>IHC</b>	1:200-1:500
------------	-------------

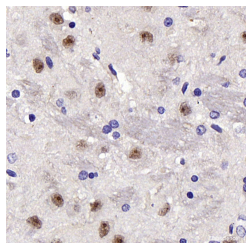
## Data



Immunohistochemistry analysis of paraffin-embedded Mouse lung using JNK1/2/3 Polyclonal Antibody at dilution of 1:200.



Immunohistochemistry analysis of paraffin-embedded Mouse brain using JNK1/2/3 Polyclonal Antibody at dilution of 1:200.



Immunohistochemistry analysis of paraffin-embedded Rat brain using JNK1/2/3 Polyclonal Antibody at dilution of 1:200.

## Preparation & Storage

**Storage** Store at -20°C. Avoid freeze / thaw cycles.

## Background

c-Jun N-terminal kinases (JNKs) phosphorylate and augment transcriptional activity of c-Jun. JNKs originate from three genes that yield ten isoforms through alternative mRNA splicing, including JNK1 $\alpha$ 1, JNK1 $\beta$ 1, JNK2 $\alpha$ 1, JNK2 $\beta$ 1 and JNK3 $\alpha$ 1, which represent the p46 isoforms, and JNK1 $\alpha$ 2, JNK1 $\beta$ 2, JNK2 $\alpha$ 2, JNK2 $\beta$ 2 and JNK3 $\beta$ 2, which represent the p54 isoforms. JNKs coordinate cell responses to stress and influence regulation of cell growth and transformation. The human JNK1 (PRKM8, SAPK1, MAPK8) gene maps to chromosome 10q11.22 and shares 83% amino acid identity with

## For Research Use Only

A Reliable Research Partner in Life Science and Medicine

Toll-free: 1-888-852-8623

Web: [www.elabscience.com](http://www.elabscience.com)

Tel: 1-832-243-6086

Email: [techsupport@elabscience.com](mailto:techsupport@elabscience.com)

Fax: 1-832-243-6017

# JNK1/2/3 Polyclonal Antibody

Catalog Number:E-AB-70345



JNK2. JNK1 is necessary for normal activation and differentiation of CD4 helper T (TH) cells into TH1 and TH2 effector cells. Capsaicin activates JNK1 and p38 in Ras-transformed human breast epithelial cells. Nitrogen oxides (NOx) upregulate JNK1 in addition to c-Fos, c-Jun and other signaling kinases, including MEKK1 and p38.

---

## For Research Use Only

A Reliable Research Partner in Life Science and Medicine

Toll-free: 1-888-852-8623

Tel: 1-832-243-6086

Fax: 1-832-243-6017

Web: [www.elabscience.com](http://www.elabscience.com)

Email: [techsupport@elabscience.com](mailto:techsupport@elabscience.com)