

Recombinant CDK2 Monoclonal Antibody

Catalog Number:E-AB-81426



Note: Centrifuge before opening to ensure complete recovery of vial contents.

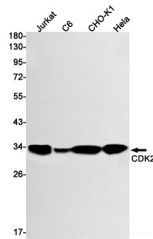
Description

Reactivity	Human,Rat,Hamster
Immunogen	A synthetic peptide of human Cdk2
Host	Rabbit
Isotype	IgG
Clone	R04-1D5
Purification	Affinity Purified
Conjugation	Unconjugated
Formulation	50mM Tris-Glycine(pH 7.4), 0.15M NaCl, 40% Glycerol, 0.01% Sodium azide and 0.05% protective protein

Applications Recommended Dilution

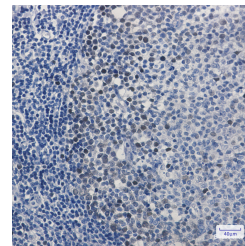
WB	1:1000-1:2000
IHC	1:50-1:100
IF	1:20-1:100

Data

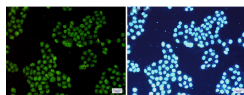


Western blot detection of CDK2 in Jurkat,C6,CHO-K1,HeLa cell lysates using CDK2 Rabbit mAb(1:1000 diluted).Predicted band size:34kDa.Observed band size:34kDa.

Observed Mw:34kDa
Calculated Mw:34kDa



Immunohistochemistry of Cdk2 in paraffin-embedded Human tonsil using Cdk2 Rabbit mAb at dilution 1:100



Immunofluorescence of CDK2(green) in HeLa cells using CDK2 Rabbit mAb at dilution 1:200, and DAPI(blue)

Preparation & Storage

For Research Use Only

A Reliable Research Partner in Life Science and Medicine

Toll-free: 1-888-852-8623

Web: www.elabscience.com

Tel: 1-832-243-6086

Email: techsupport@elabscience.com

Fax: 1-832-243-6017

Recombinant CDK2 Monoclonal Antibody

Catalog Number:E-AB-81426



Storage Store at -20°C. Avoid freeze / thaw cycles.

Background

CDK2(Cyclin-dependent kinase 2) is also named as CDKN2 and belongs to the protein kinase superfamily,CMGC Ser/Thr protein kinase family,CDC2/CDKX subfamily.It is involved in the control of the cell cycle; essential for meiosis,but dispensable for mitosis.It has 2 isoforms produced by alternative splicing.

For Research Use Only

A Reliable Research Partner in Life Science and Medicine

Toll-free: 1-888-852-8623

Web: www.elabscience.com

Tel: 1-832-243-6086

Email: techsupport@elabscience.com

Fax: 1-832-243-6017