

# ADIPOQ Polyclonal Antibody

Catalog Number:D-AB-10168L



**Note:** Centrifuge before opening to ensure complete recovery of vial contents.


## Description

<b>Reactivity</b>	Human,Mouse,Rat
<b>Immunogen</b>	Recombinant Rat Adipoq protein expressed by E.coli
<b>Host</b>	Rabbit
<b>Isotype</b>	IgG
<b>Purification</b>	Antigen Affinity Purification
<b>Conjugation</b>	Unconjugated
<b>Formulation</b>	PBS with 0.02% sodium azide, 50% glycerol pH 7.4

## Applications Recommended Dilution

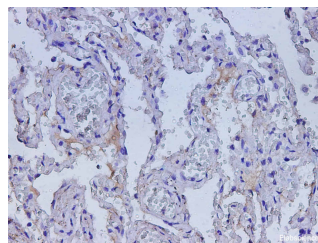
<b>WB</b>	1:500-1:1000
<b>IHC</b>	1:300-1:600

## Data

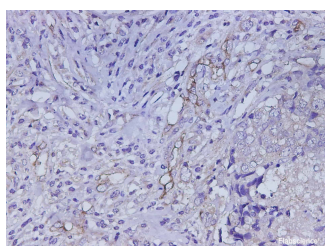


Western blot with Adipoq Polyclonal antibody at dilution of 1:500.lane 1:Mouse heart, lane 2:Rat serum

**Observed Mw:27 kDa**  
**Calculated Mw:26 kDa**



Immunohistochemistry of paraffin-embedded Human lung using Adipoq Polyclonal Antibody at dilution of 1:600



Immunohistochemistry of paraffin-embedded Human breast cancer using Adipoq Polyclonal Antibody at dilution of 1:600

## Preparation & Storage

**Storage** Store at -20°C. Avoid freeze / thaw cycles.

## Background

Rat gAcrp30 (amp-1) is a 16.6 kDa protein that corresponds to the C-terminal globular domain of adiponectin (amp-1). gAcrp30/Adipolean is expressed and secreted exclusively by adipose tissue. This protein possesses unique

## For Research Use Only

A Reliable Research Partner in Life Science and Medicine

Toll-free: 1-888-852-8623

Web: [www.elabscience.com](http://www.elabscience.com)

Tel: 1-832-243-6086

Email: [techsupport@elabscience.com](mailto:techsupport@elabscience.com)

Fax: 1-832-243-6017

# ADIPOQ Polyclonal Antibody

Catalog Number: D-AB-10168L



pharmacological properties for regulation of body weight and lipid metabolism. It is a key component in controlling energy homeostasis. Recently, gAcrp30/Adipolean has been shown to inhibit the proliferation of myelomonocytic progenitors.

---

## For Research Use Only

A Reliable Research Partner in Life Science and Medicine

Toll-free: 1-888-852-8623

Tel: 1-832-243-6086

Fax: 1-832-243-6017

Web: [www.elabscience.com](http://www.elabscience.com)

Email: [techsupport@elabscience.com](mailto:techsupport@elabscience.com)