

CST3 Polyclonal Antibody

Catalog Number:D-AB-10163L

Note: Centrifuge before opening to ensure complete recovery of vial contents.

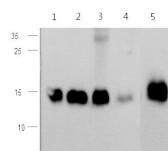
Description

Reactivity	Human,Mouse,Rat
Immunogen	Recombinant Human CST3 protein expressed by E.coli
Host	Rabbit
Isotype	IgG
Purification	Antigen Affinity Purification
Conjugation	Unconjugated
Formulation	PBS with 0.02% sodium azide, 50% glycerol pH 7.4

Applications Recommended Dilution

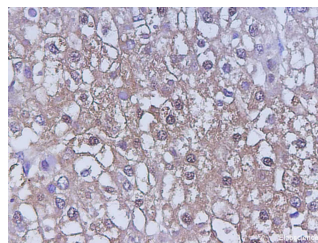
WB	1:500-1:1000
IHC	1:250-1:500

Data

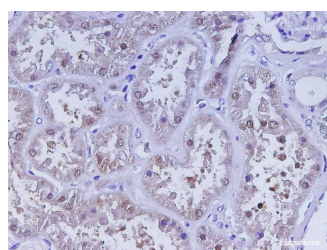


Western blot with CST3 Polyclonal antibody at dilution of 1:500.lane 1:Hep G2 whole cell lysate, lane 2:PC-3 whole cell lysate, lane 3:Caco-2 whole cell lysate, lane 4:Mouse Kidney,lane 5:Rat Kidney

Observed Mw:15 kDa
Calculated Mw:15 kDa



Immunohistochemistry of paraffin-embedded Human liver cancer using CST3 Polyclonal Antibody at dilution of 1:500



Immunohistochemistry of paraffin-embedded Human kidney using CST3 Polyclonal Antibody at dilution of 1:500

Preparation & Storage

Storage Store at -20°C. Avoid freeze / thaw cycles.

Background

Cystatin C is a 13-kDa inhibitor of cysteine proteinases which is secreted by all cell types and is completely cleared from

For Research Use Only

A Reliable Research Partner in Life Science and Medicine

Toll-free: 1-888-852-8623

Web: www.elabscience.com

Tel: 1-832-243-6086

Email: techsupport@elabscience.com

Fax: 1-832-243-6017

CST3 Polyclonal Antibody

Catalog Number: D-AB-10163L



the organism through glomerular filtration, shown to be an early and sensitive biomarker of renal dysfunction. A mutation in Cystatin C has been associated with amyloid angiopathy. Expression of this protein in vascular wall smooth muscle cells is severely reduced in both atherosclerotic and aneurysmal aortic lesions, establishing its role in vascular disease. In addition, this protein has been shown to have an antimicrobial function, inhibiting the replication of herpes simplex virus.

For Research Use Only

A Reliable Research Partner in Life Science and Medicine

Toll-free: 1-888-852-8623

Tel: 1-832-243-6086

Fax: 1-832-243-6017

Web: www.elabscience.com

Email: techsupport@elabscience.com